

# Planning Guide

January 2009

**Location**

**Installation  
Considerations**

**Accessibility**

**Equipment Access**

**Delivery and  
Installation**

**Electrical  
Requirements**

**Options**

# CHOOSING A LOCATION FOR YOUR ENDLESS POOL SWIM SPA™

The Endless Pool Swim Spa arrives pre-plumbed, pre-wired and ready to go. All you need is a solid, level surface and 60 Amp GFCI electric service. Our Swim Spa can be installed indoors or outside, in-ground or aboveground. Some typical locations are shown in the table below:

	INDOORS	OUTDOORS
Existing Space	<ul style="list-style-type: none"> <li>• Garage</li> <li>• Home Gym</li> <li>• Accessible Ground floor room</li> </ul>	<ul style="list-style-type: none"> <li>• Deck</li> <li>• Patio</li> <li>• Carport</li> <li>• Porch (enclosed now or later)</li> <li>• Garden</li> </ul>
New Space	<ul style="list-style-type: none"> <li>• Finished Basement</li> <li>• Sunroom</li> <li>• Master Bathroom Suite</li> <li>• Home Gym</li> </ul>	<ul style="list-style-type: none"> <li>• New Landscaping</li> <li>• Focal point of new deck or patio (possible future enclosure)</li> </ul>

## INDOOR INSTALLATION CONSIDERATIONS

Swim Spa weight should be considered when selecting a site. When filled with water, the Endless Pool Swim Spa exerts an evenly distributed load of 250 pounds per square foot with a total weight of about 18,500 pounds (1,050 kg). Concrete floors on grade can generally support this weight without issue. However, installation on upper floors requires a proper structural engineering evaluation.

The Endless Pool Swim Spa is most easily installed in a ground-floor room. Of course, this assumes that the spa, which measures 7' 10" by 15' (2.39m x 4.74 m), can be moved into the room. For new construction, this is straightforward but requires appropriate planning and scheduling. Existing space, indoor installations can be accomplished if a wall can be taken down.

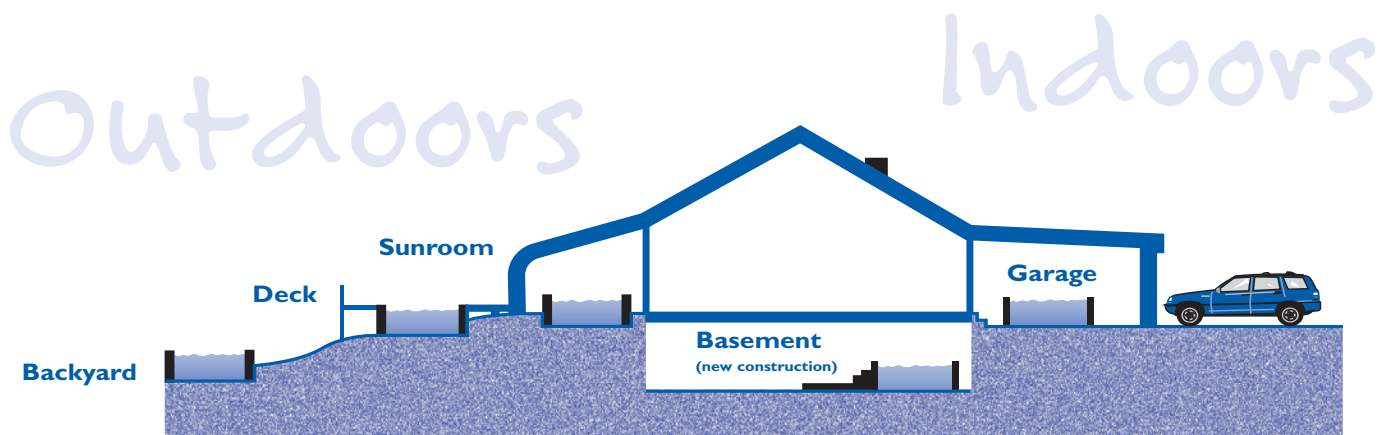
The Endless Pool Swim Spa comes standard with a thermal floating cover that controls humidity and keeps in heat but it is not a safety cover. Our optional Retractable Security Cover shown in the video is ideal for indoor installations. It controls humidity, traps in heat and serves as a safety cover for those who want extra protection. Our optional bi-fold cover provides additional insulation.

## OUTDOOR INSTALLATION CONSIDERATIONS

The Endless Pool Swim Spa is suited for year-round, outdoor use in any climate. The fiberglass backed acrylic shell is insulated with foam and the skirting provides an additional insulating air space. While the Swim Spa comes standard with a floating thermal cover, our optional bi-fold insulating cover provides 4" of rigid foam insulation while also serving as a safety cover. The super efficient circulating pump maintains water temperature and works with our thermostatically controlled electric heater.

Outside, any flat level surface can usually accommodate the Swim Spa. While a poured concrete pad is best, most outdoor hardscapes such as brick or pavers may be sufficient to support the Swim Spa. Keep in mind that differential settlement of the earth beneath the Swim Spa should always be considered before installation.

Be sure the area around your Swim Spa slopes away and drains well. Equipment beneath the skirting must remain dry. Pay particular attention to drainage when sinking the Swim Spa into the ground. A supplemental sump system with pump may be required.

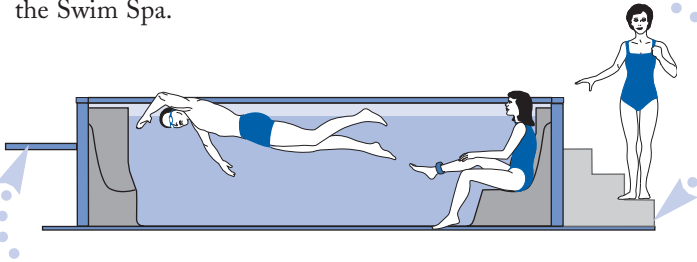


## ACCESSIBILITY

The Endless Pool Swim Spa™ offers many features to make it accessible to all users. Steps are located in between the seats to help you get into and out of the Swim Spa.

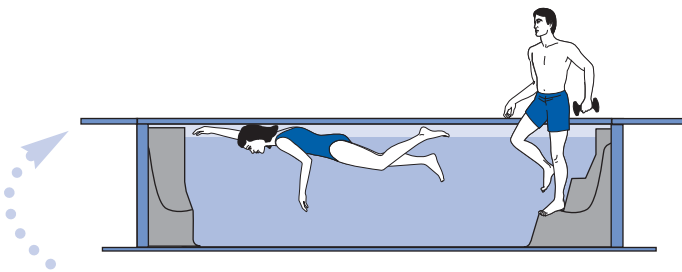
### Aboveground Endless Pool Swim Spa

The most popular installation configuration is fully above-ground on a deck or patio. Since the Swim Spa stands 50" high, our optional three-step stairs allow for easier access to the Swim Spa.



### Partially In-ground Endless Pool Swim Spa Installation

While one can excavate to sink a Swim Spa into the ground, it is generally best to build a deck up around the Swim Spa (as shown above) to give a partially in-ground appearance.



### Fully In-ground Endless Pool Swim Spa

The Swim Spa can be installed on a solid, level surface and a deck can be built flush with the spa. You can also excavate and build a pit into which the Swim Spa can be lowered and then deck over the gaps between the top of the spa and the surrounding floor. Please be sure suitable drainage is provided in the pit.

## EQUIPMENT ACCESS

The heater/controller, circulating pump, hydrotherapy jet pump, optional UV sanitization system, electric shutoff, and the hydraulic power unit are all located in the cabinet beneath the seats and stairs at the rear of the Swim Spa. A cabinetry door is provided on the end for access to this equipment. Be sure that this door remains accessible for service.

Lights, jets and water temperature are controlled using a digital keypad located on the coping of the spa. The swim current is adjusted using a handy, waterproof remote control.

Access is also needed at the front of the Swim Spa on either the front or the side (see adjacent photo). Since the filter cartridge is changed from in the Swim Spa there is no routine reason to get to this area beneath the skirting. Nonetheless, plumbing connections are behind the skirting at this location and it is only prudent to leave access.


## DELIVERY AND INSTALLATION

Your Endless Pool Swim Spa is delivered by truck and trailer. An empty Swim Spa weighs 2,800 lbs and will typically need to be lifted into position with a crane. The cost of crane rental will depend on a variety of factors including timing, location, required reach, obstructions and possible permits. The cost of a half day rental is typically between \$500 and \$1,000. Your Swim Spa can usually be unloaded from the delivery trailer without a crane. For installations indoors where the Swim Spa needs to be slid only a few feet from where the driver unloads, a garage for example, the Swim Spa can be slid or rolled into position using short sections of pipe and a lifting bar (see the video on our website)

Our shipping coordinator works closely with you planning the delivery. You may speak with them at any time by calling us toll free at 800 732 8660. They will work with you once you have made your color choices to insure a smooth delivery. The shipping quotation you receive is mileage based. We try to group shipments together to minimize trucking cost.

## ELECTRICAL REQUIREMENTS

Once delivery is complete the electrical hook-up should be performed by a local licensed electrician. Your Swim Spa is pre-wired with a shut-off inside the cabinet at the stair end of the spa where the equipment is located. Your electrician will need to bring a 60 amp, GFCI line into this cabinet and wire to the shut-off. Be sure to leave access to the equipment end of your Swim Spa as well as the end or side with the skimmer. (see photo below).



# Options

The following options are available with an Endless Pool Swim Spa. Please refer to the price list for all options pricing.


## BI-FOLD 4" INSULATING COVER WITH CADDY

Although the Endless Pool Swim Spa comes standard with a floating thermal blanket, many customers choose to purchase our optional, rigid, bi-fold cover that both protects and insulates. Made using 4" thick closed-cell foam the cover is available in either brown or grey. Also included is a handy caddy system that attaches to the spa and allows you to remove the cover easily and stow it at either end. Be sure to leave at least 2' clear at both ends of the spa to accommodate the bi-fold cover.



## RETRACTABLE SECURITY COVERS

Our retractable security cover protects your Swim Spa from unwanted access while controlling humidity indoors and keeping out leaves and debris outdoors. The cover retracts onto a roller mounted to brackets attached to the front of the spa at the opposite end from the stairs. The cover fabric rests on the water surface and deploys along low-profile tracks installed on the coping. Be sure to leave at least 18" of clearance at the roller end (the end you swim towards). The seven colors to choose from include: light blue, aqua, royal blue, grey, tan, forest green, and black. Our retractable security covers for outdoor installations include a pump that automatically removes rainwater.



## HI-PERFORMANCE CURRENT

Designed with the athlete in mind, our 6 hp Hi-Performance Power Unit produces a faster swim current with greater resistance for optimal training. A must have for serious swimmers, the Hi-Performance current increases the power of our swim current by taking advantage of our revolutionary new propeller design and increasing rpm.

## SWIM PACE DISPLAY

Easy to read – even with swim goggles – the 7" high-visibility LED display presents the pace of the swimmer in minutes:seconds per 100 yards or 100 meters. Perfect for interval training or to monitor improvements in swim technique, you simply set the pace and swim for as long as you like.



## FLOOR MIRROR

Resting at the bottom of the Swim Spa, our 2' x 3' PVC-backed stainless steel floor mirror provides a unique view of your swim stroke and helps you improve your technique by providing instant feedback. The mirror is a must for serious swimmers as it lets you monitor your hand entry, arm extension and hip rotation. The mirror also aids in keeping the swimmer centered in the swim current.




## ULTRAVIOLET WATER SANITIZATION (UV)

Minimizing chlorine use is an important objective of all Endless Pool customers. For years we have offered our copper/silver Nature2 system which can now be augmented by a UV system that effectively sterilizes spa water. While we still recommend maintaining a chlorine residual of 0.5 ppm (less than drinking water) the UV system is remarkably effective at keeping the water in the Swim Spa sparkling clean. Since the high-efficiency circulating pump operates continuously your water is filtered, heated and sanitized 24 hours per day reducing the likelihood of bacterial growth. Our UV system replaces ozone which is often used in the spa industry but has certain environmental disadvantages.

## OUTSIDE STEP

Available with two or three risers, this outside step is solidly built of beautiful, clear redwood. Its sturdy construction promises a commitment to quality, while its stylish, clean design complements any Endless Pool Swim Spa. This step is both attractive and affordable.



## POLYMER CABINETS

The Endless Pool Swim Spa comes standard with a finished wood cabinet. This 3/4" tongue-and-groove cedar provides a natural look. Our polymer cabinets are made with 3/8" tongue-and-groove synthetic material. Polymer cabinets provide a maintenance-free, near natural look and are available in a vertical pattern. Finish colors include slate or cedar. The cabinet panels are also removable to ensure easy access for servicing.